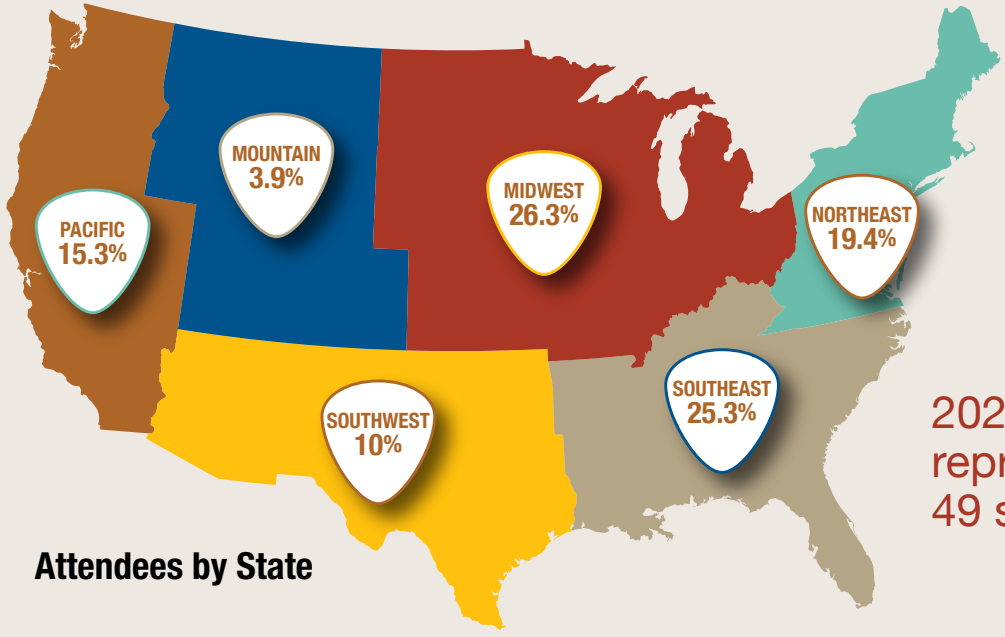




# Congress 2023 Post-show Report

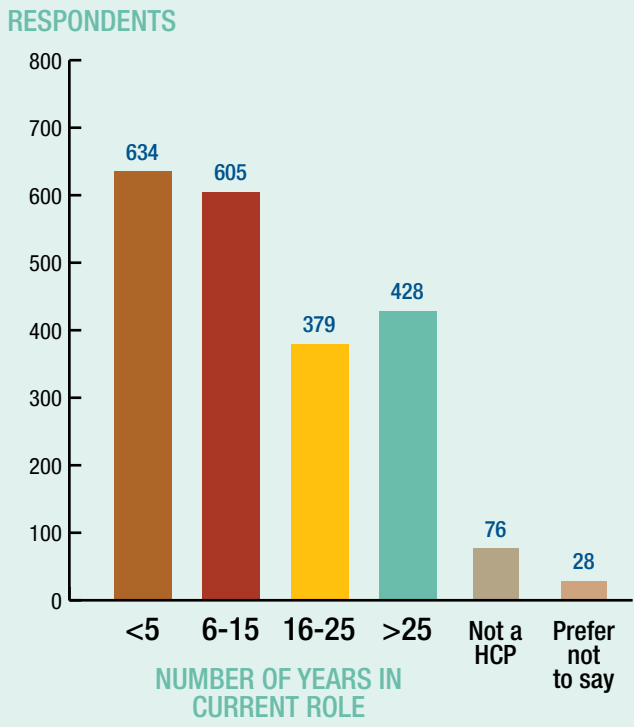
## 3,528 Attendees



2023 attendees represented 49 states!

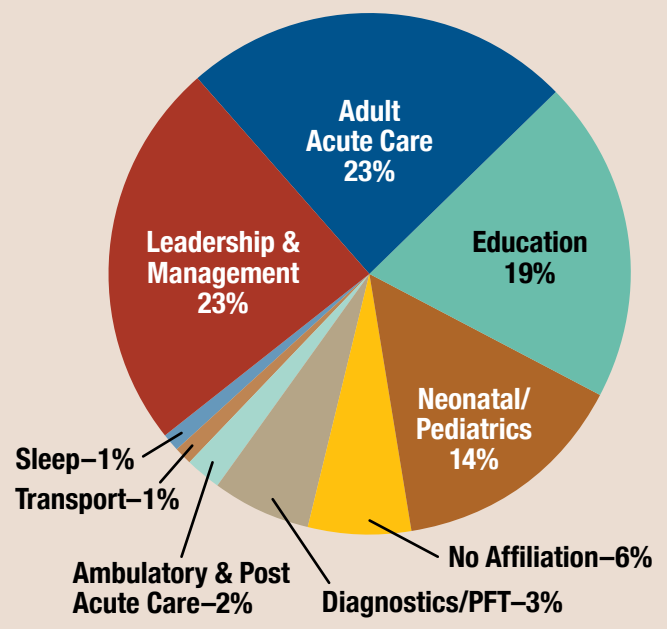
### Attendees' Experience Level

Total # Respondents: 2,150



### Attendees by Specialty Section

Total # Respondents: 1,952



### ALL COUNTRIES in Attendance

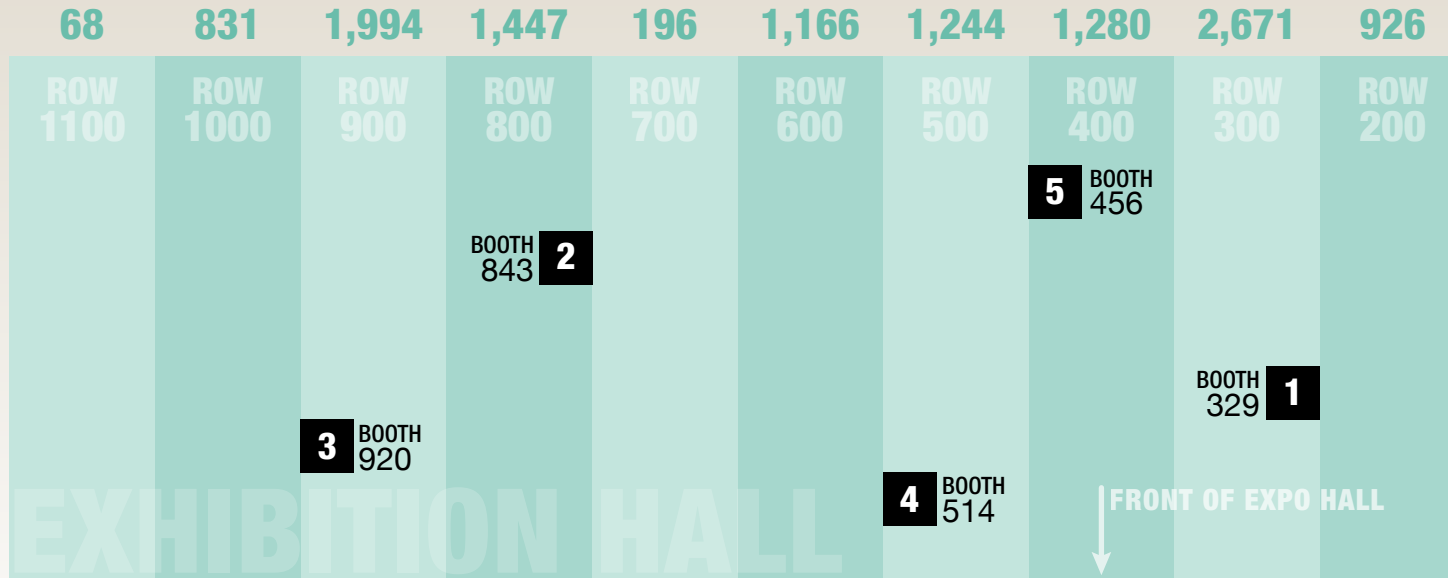
\*Top Countries Represented by # of Attendees

- |                |                      |
|----------------|----------------------|
| Argentina      | New Zealand          |
| Australia      | Panama               |
| Brazil         | Philippines          |
| Canada*        | Puerto Rico          |
| China*         | Republic of Korea    |
| Colombia       | Saudi Arabia         |
| Costa Rica     | Singapore            |
| Czech Republic | Spain                |
| Denmark        | Sweden               |
| Egypt          | Switzerland          |
| Georgia*       | Taiwan*              |
| Germany        | Ukraine              |
| Ghana          | United Arab Emirates |
| Iceland        | United Kingdom*      |
| Ireland        | United States Minor  |
| Israel         | Outlying Islands*    |
| Japan*         | USA*                 |
| Mexico*        |                      |

# EXPO HALL

## Total Number of Leads: 11,823

### # LEADS SCANNED BY AISLE\*



### TOP TRAFFIC BASED ON LEADS SCANNED

	BOOTH / COMPANY	# LEADS
1	329 / Vanderbilt University Medical Center	434
2	843 / Boise State University Dept. of Respiratory Care	416
3	920 / Cross Country Allied	330
4	514 / Sentec Inc	308
5	456 / Archeon – Adroit Surgical	304

\*Lead retrieval data based on scans collected by MCI

## Congress 2024 – Orlando, Florida – November 20-23

For booth reservations and more information, please contact:  
 Susan Mathis, Exhibits Manager  
 Phone: 972.406.4663 | Email: [susan.mathis@aacrc.org](mailto:susan.mathis@aacrc.org)